

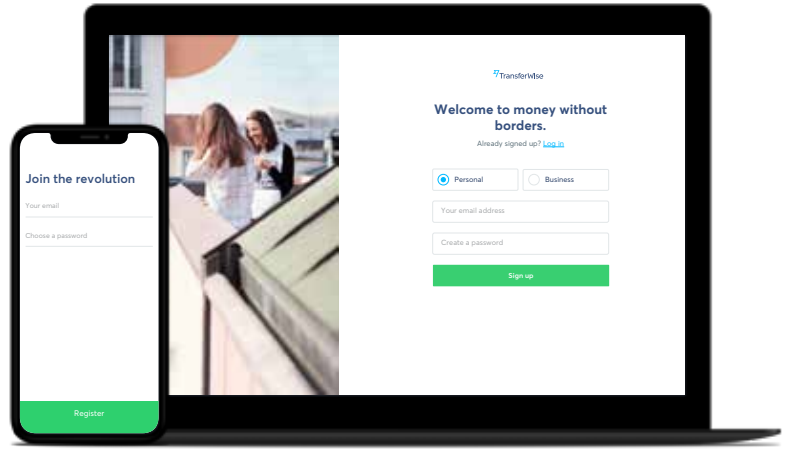
TransferWise

Getting started.



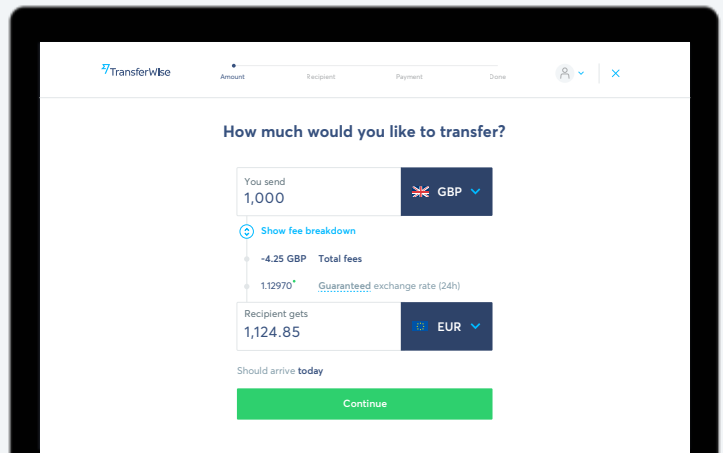
Create your account.

It's free and only takes a few minutes.



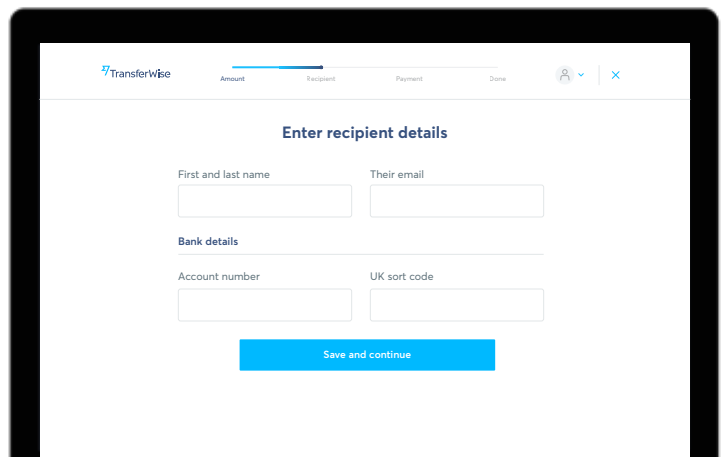
Set up a transfer.

Choose how much you're sending and your currencies. You'll see the exchange rate and fees applied.



Add your recipient's bank details.

Add their email address and we'll ask them for their bank account details.





Pay by card or bank transfer.

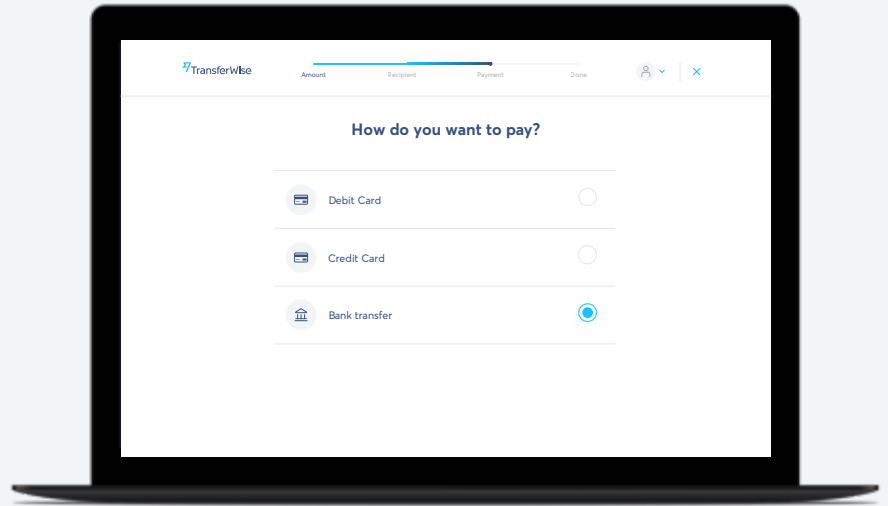
- **Pay by card**

Enter your card details and hit 'Pay', you'll be taken to the 3D Secure authentication screen (if this is necessary for your currency).

- **Make a bank transfer**

This will bring up details of TransferWise's bank account in the country you're in, as well as a reference. You'll need these details to pay through your bank.

Leave your TransferWise account, and pay by bank transfer directly through your bank. Set up your bank transfer directly with your bank — either through your online banking portal, through telephone banking, or in person at a bank branch.



Wait for confirmation.

We'll send you an email as soon as your money arrives in TransferWise's bank account. Then, we'll convert it and pay it out to your recipient.

